

**MEMÒRIA DE
L'ACTIVITAT
PESQUERA
ANY 2010**



EMBARCACIONS AMB BASE AL PORT DE VILANOVA I TRIPULACIONS

Dades a 31/12/10

TIPUS DE PESCA	Embarcacions	Tècnics	Mariners
ARROSSEGAMENT MAJOR	19	40	27
ARROSSEGAMENT MENOR	6	6	5
CERCLE	9	21	91
TRESMALL	16	18	7
ALMEJEROS	12	11	3
CARGOLERS	5	5	4
PALANGRERS	6	8	11
TOTAL	73	109	148

IMPORT DE LES CAPTURES I VENDES PER BASES DE LES EMBARCACIONS

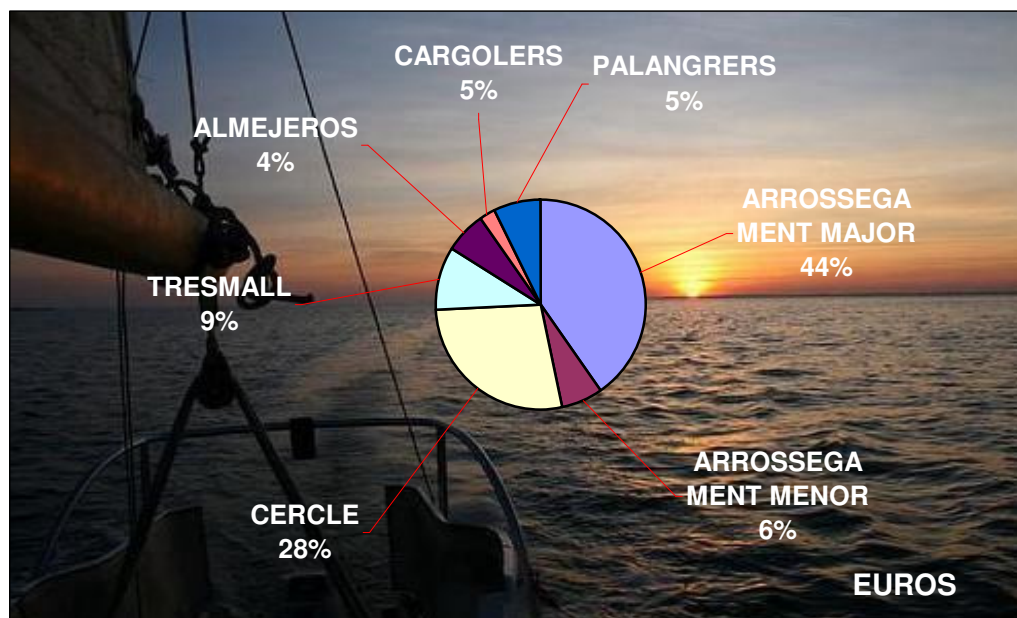
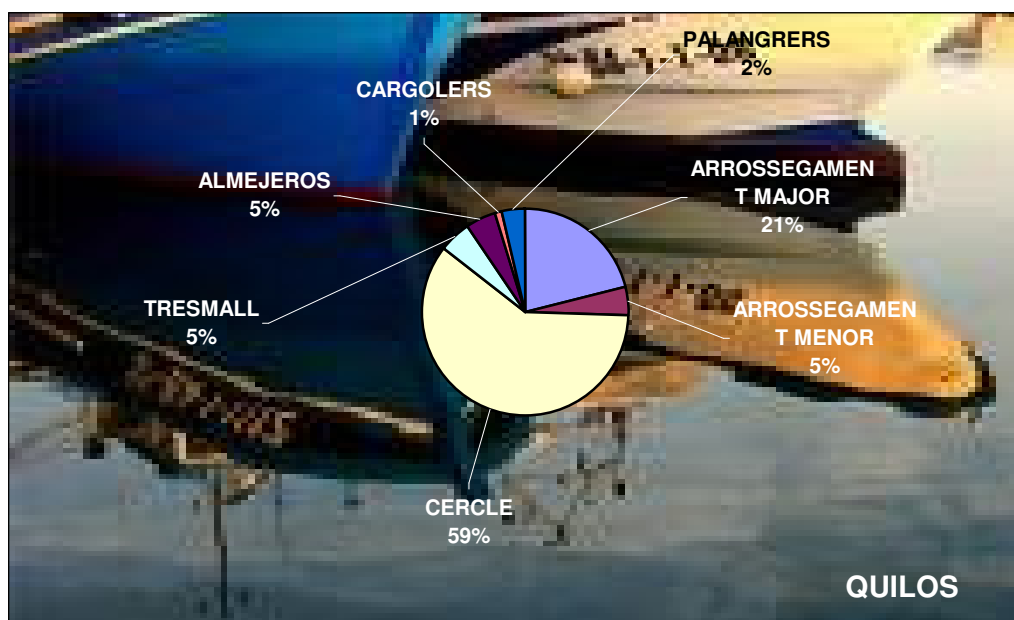
PORT BASE	Quilos	Euros
ADRA	6.624,00	12.644,70
AGUILAS	2.304,00	5.730,00
ALMERIA	6.624,00	7.686,40
ALTEA	840,00	744,20
ARENYS DE MAR	51.290,80	50.855,53
BARCELONA	449.119,37	598.053,30
BENICARLO	3.655,90	11.518,72
BLANES	7.584,00	7.567,70
BURRIANA	57.714,00	69.311,40
CALAFELL	102.849,80	844.798,06
CARBONERAS	1.164,00	1.907,20
L'AMPOLLA	74,00	524,65
MAZARRON	6.182,00	6.155,50
PALMA DE MALLOR	390,00	677,60
ROSES	69.642,00	74.843,40
SANT FELIU DE G	18.788,00	22.806,50
SITGES	30.949,70	253.779,33
TORREDEMBARRA	10.731,30	109.511,13
VILANOVA	2.076.234,70	8.968.781,30
VINAROS	62.622,00	70.287,30
TOTAL	2.965.383,57	11.118.183,92

IMPORT DE LES CAPTURES I VENDES PER CLASSES DE PEIX

CLASSES	Quilos	Euros
PEIXOS-CARTILAGINOSOS	11.828,00	44.742,90
PEIXOS-OSSIS	2.513.715,37	6.833.263,48
MOL-LUSCS	51.834,85	300.479,37
CEFALOPODES	275.834,25	1.428.657,30
CRUSTACIS	111.993,80	2.498.090,61
ALTRES-INVERTEBRATS	177,30	12.950,26
TOTAL	2.965.383,57	11.118.183,92

IMPORT DE LES CAPTURES I VENDES PER TIPUS DE PESCA

TIPUS DE PESCA	Quilos	Euros
ARROSSEGAMENT MAJOR	623.814,50	4.488.240,77
ARROSSEGAMENT MENOR	134.018,95	702.776,02
CERCLE	1.781.270,32	3.062.219,05
TRESMALL	149.494,90	1.069.804,46
ALMEJEROS	136.544,50	727.140,30
CARGOLERS	31.714,00	253.451,66
PALANGRERS	108.526,20	814.551,66
TOTAL	2.965.383,37	11.118.183,92



IMPORT DE LES CAPTURES I VENDES PER ESPÈCIES

ESPÈCIE	Quilos	Euros	Preu mig
ALATXA	156.640,00	59.891,10	0,38
ARANYA	449,80	678,74	1,51
ARANYA	9.165,10	19.851,65	2,17
ARANYA R.	466,75	1.597,47	3,42
BACORA	22.864,20	98.500,64	4,31
BACORETA	11.599,90	29.790,16	2,57
BESUC	27.419,70	36.681,78	1,34
BESUC G	1.397,75	27.965,58	20,01
BESUC M	1.352,00	19.136,34	14,15
BESUC P	532,35	4.858,46	9,13
BISOL	108.815,90	76.264,85	0,70
BOGA	7.252,80	3.614,03	0,50
BONITOL	35.889,25	127.276,17	3,55
BROTOLA	26.069,05	69.906,81	2,68
BROTOLA ROCA	468,00	3.003,48	6,42
BRUIXA	5.481,10	28.950,00	5,28
BURRO	66,35	271,34	4,09
CABROT	14,80	8,93	0,60
CALAMAR G	5.310,40	72.230,94	13,60
CALAMAR M	8.170,90	114.094,82	13,96
CALAMAR P	1.190,45	33.904,98	28,48
CALAMAR TER.	1.930,20	26.340,18	13,65
CANANA	37.363,65	79.745,99	2,13
CANANA F.	2.193,15	2.460,41	1,12
CÀNTERA	211,65	1.104,26	5,22
CARGOL PUNX.	8.633,05	70.071,44	8,12
CARGOLI	31.252,90	83.699,01	2,68
CASTANYOLA	4.884,55	24.542,71	5,02
CINTA	2.307,20	10.434,47	4,52
CONGRE	8.925,65	19.260,05	2,16
CORBALL	1.190,85	9.529,64	8,00
CORNET	245,75	1.224,90	4,98
CRANC	10.521,65	49.181,01	4,67
CRANC DE G.	427,55	333,16	0,78
DÈNTOL G	528,35	10.164,56	19,24
DÈNTOL M	391,60	4.487,92	11,46
DÈNTOL P	86,25	521,96	6,05
DOT	383,75	9.108,71	23,74
ESCAMARLA G	7.398,70	243.850,76	32,96
ESCAMARLA M	12.347,90	249.439,15	20,20
ESCAMARLA 3	12.060,05	169.813,60	14,08
ESCAMARLA P	8.194,00	79.840,35	9,74
ESCOLÀ	27,25	91,82	3,37
ESCORPORA	3.699,65	16.296,50	4,40

.../ /...

.../ /...

ESCÒRPORA	799,60	15.500,89	19,39
ESCRITA	3.723,25	19.441,08	5,22
ESPARRALL	2.601,20	1.964,19	0,76
ESPET	2.751,70	4.123,77	1,50
GALERA	1.146,45	10.450,94	9,12
GALL	901,15	16.683,69	18,51
GAMBA	8.081,15	39.031,93	4,83
GAMBA BL.	1.577,60	18.841,55	11,94
GAMBA G	21.453,85	938.457,75	43,74
GAMBA M	14.357,55	400.376,86	27,89
GAMBA P	10.417,45	185.091,45	17,77
GAMBA PANX.	858,25	18.729,96	21,82
GAT	1.964,55	1.661,01	0,85
ISERNA	15.338,95	102.850,61	6,71
LLAGOSTA	462,70	16.142,07	34,89
LLAGOSTI	2.243,15	72.787,41	32,45
LLAMPUGA	634,25	1.767,30	2,79
LLENGUADO	7.763,65	204.341,84	26,32
LLENGUADO (P)	3.358,15	26.770,72	7,97
LLENGUADO (T)	1.697,05	23.433,95	13,81
LLISSA	61.111,27	64.683,42	1,06
LLOBARRO	3.770,45	79.400,11	21,06
LLOMANTOL	154,75	4.866,98	31,45
LLONGO	177,30	12.950,26	73,04
LLUÇ	79.534,10	674.025,20	8,47
LLUÇ PALANGRE G	5.347,60	114.385,36	21,39
LLUÇ PALANGRE M	4.938,55	69.413,52	14,06
LLUÇ PALANGRE P	5.238,60	52.361,62	10,00
LLUÇ XARXA	18.496,85	111.960,14	6,05
LLUERNA	3.676,35	22.368,96	6,08
MABRE G	5.175,55	35.002,82	6,76
MABRE M	2.319,55	8.271,19	3,57
MABRE P	1.553,55	2.575,88	1,66
MAIRE	53.081,15	148.487,25	2,80
MELVA	24.386,80	14.396,77	0,59
MERO	125,45	4.551,13	36,28
MOIXINA	6.140,20	23.640,81	3,85
MOLL DE ROCA	15.791,05	152.997,05	9,69
MOLL FANG	37.278,20	208.865,47	5,60
MOLLERA	11.639,90	27.001,63	2,32
MORANELLA	425,10	1.285,38	3,02
MORRALET	207,80	1.435,93	6,91
MORRUDA	855,15	3.534,46	4,13
OBLADA	3.638,50	6.466,57	1,78
ORADA G	46.012,15	523.613,95	11,38
ORADA M	14.575,30	126.077,70	8,65
ORADA P	8.608,90	40.425,60	4,70

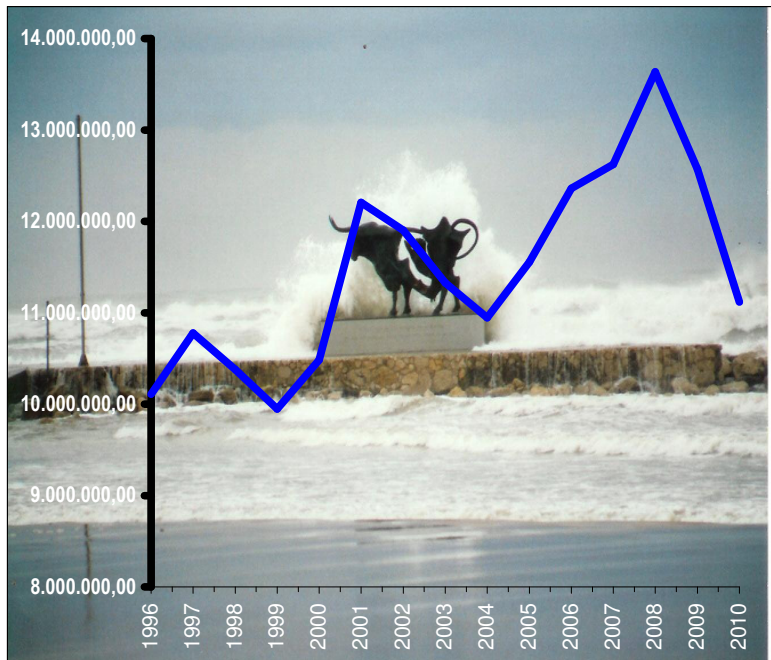
.../ /...

.../ /...

P.LLUENT	4,50	14,18	3,15
P.PELEGRI	270,70	941,35	3,48
PAGELL G	749,90	11.682,04	15,58
PAGELL M	6.099,90	30.524,50	5,00
PAGELL P	17.336,00	24.035,68	1,39
PAGRE G	590,95	5.905,94	9,99
PAGRE M	1.321,40	6.346,34	4,80
PAGRE P	432,70	1.060,08	2,45
PALAIA	10.777,50	84.419,87	7,83
PALOMETA	1.666,75	4.768,90	2,86
PALOMIDA	849,85	2.659,89	3,13
PEIX ESPASA	47.425,95	360.533,30	7,60
PELUDES	1.876,60	5.907,52	3,15
PENEGAL	2.056,20	8.614,49	4,19
PESSIC	21,45	42,30	1,97
POP B.	43.236,30	72.935,12	1,69
POP M.	4.175,95	3.129,12	0,75
POP R.	85.019,45	315.705,87	3,71
POP.	3.097,15	79.575,14	25,69
POP.	3.547,90	45.617,84	12,86
POP.	4.268,40	29.685,66	6,95
POP.	4.441,90	20.155,85	4,54
RAP	7.549,85	26.464,10	3,51
RAP	33.087,50	266.097,96	8,04
RAP	4.711,60	33.982,13	7,21
RATA	4.019,65	20.187,54	5,02
REMOL	1.665,60	38.659,49	23,21
ROSSELLONA	47,15	453,72	9,62
SABRE	1.479,80	4.938,70	3,34
SALPA	14.628,20	8.504,51	0,58
SARD G	8.529,75	87.045,38	10,20
SARD IMP.	195,85	2.220,15	11,34
SARD M	5.536,85	36.731,93	6,63
SARD P	2.081,80	4.686,76	2,25
SARDINA	447.663,70	572.102,58	1,28
SEITO	728.405,80	1.154.915,98	1,59
SEPIA	70.393,90	515.692,69	7,33
SEPIETES	1.286,75	15.946,76	12,39
SERRA	270,95	1.240,41	4,58
SORELL	205.904,45	232.036,43	1,13
TALLAHAMS	15.448,80	53.401,69	3,46
TELLERINA	11.380,80	144.074,77	12,66
TONYINA	5.065,10	45.065,04	8,90
TURBOT	159,55	5.530,83	34,67
VARIADA	3.746,55	5.599,88	1,49
VARIS	39.825,80	66.664,45	1,67
VERAT	10.298,10	17.210,52	1,67
XINXA	254,80	804,45	3,16
XUCLA	263,90	149,13	0,57
TOTAL	2.965.383,57	11.118.183,92	

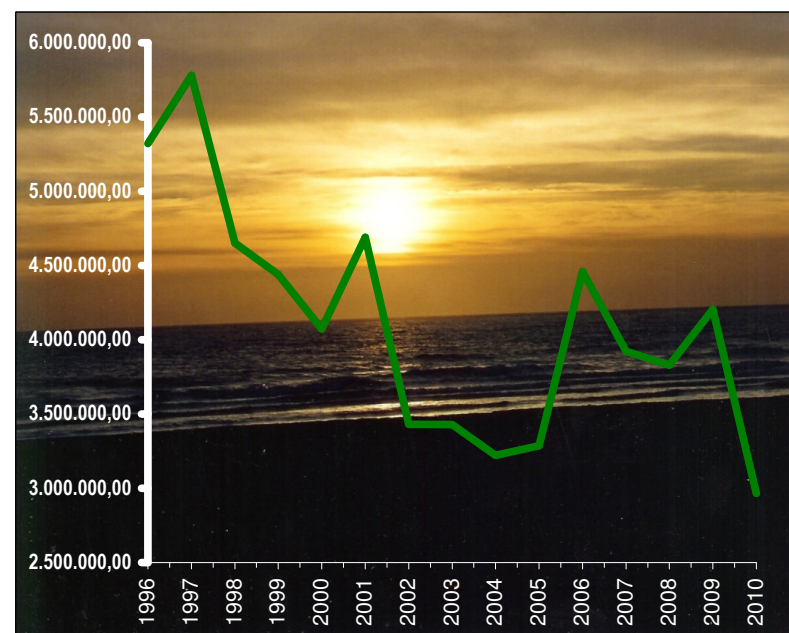
EVOLUCIO EN VALOR DE LES VENDES EN LLOTJA

Any	Euros
1996	10.107.142,29
1997	10.776.907,89
1998	10.377.647,10
1999	9.946.683,19
2000	10.484.382,11
2001	12.205.559,22
2002	11.901.965,60
2003	11.326.180,85
2004	10.946.821,18
2005	11.556.650,20
2006	12.361.401,64
2007	12.624.087,31
2008	13.635.378,64
2009	12.571.025,72
2010	11.118.183,92

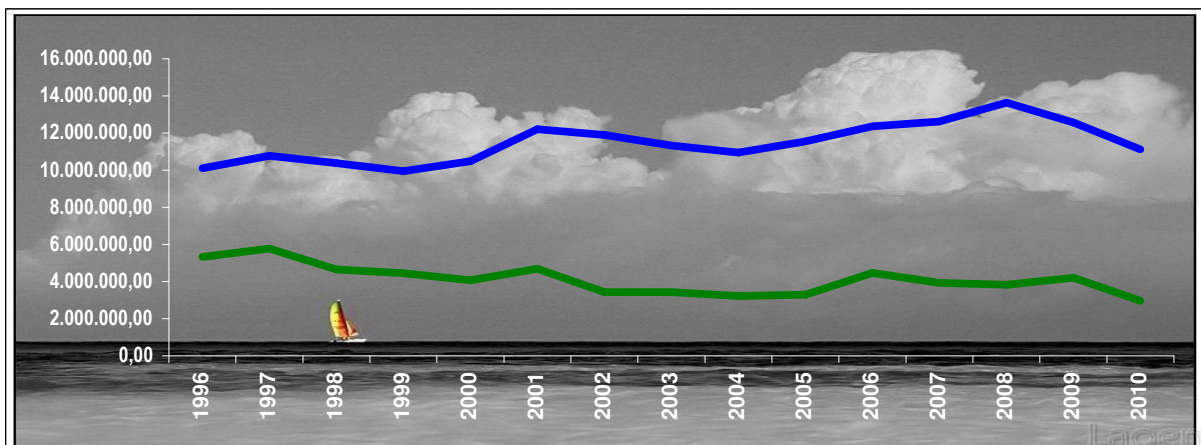


EVOLUCIO EN QUILOS DE LES VENDES EN LLOTJA

Any	Quilos
1996	5.320.845,82
1997	5.780.953,65
1998	4.651.336,75
1999	4.440.722,86
2000	4.072.548,84
2001	4.688.621,24
2002	3.430.441,08
2003	3.428.577,45
2004	3.221.456,23
2005	3.287.124,39
2006	4.458.505,81
2007	3.922.428,60
2008	3.829.644,96
2009	4.203.963,75
2010	2.965.383,57



COMPARATIU



CAPTURES PER TIPUS DE PESCA ANYS ANTERIORS

ANY	1996	Quilos	Pessetes	%
Arrossegament		1.128.208,72	697.022.922	41,45%
Cercle		3.684.115,45	613.559.001	36,48%
Arts varis		508.521,65	371.105.054	22,07%
TOTAL		5.320.845,82	1.681.686.977	100%

ANY	1997	Quilos	Pessetes	%
Arrossegament		1.025.504,15	688.691.753	38,41%
Cercle		4.069.074,70	611.701.952	34,11%
Arts varis		686.374,80	492.732.892	27,48%
TOTAL		5.780.953,65	1.793.126.597	100%

ANY	1998	Quilos	Pessetes	%
Arrossegament		932.564,26	732.519.328	42,42%
Cercle		3.170.055,69	543.617.230	31,48%
Arts varis		548.716,80	450.558.633	26,09%
TOTAL		4.651.336,75	1.726.695.191	100%

ANY	1999	Quilos	Pessetes	%
Arrossegament major		657.925,08	542.165.067	32,76%
Arrossegament menor		355.117,60	210.328.247	12,71%
Cercle		855.624,03	442.117.895	26,71%
Tresmall		160.077,50	122.518.242	7,40%
Almejeros		168.646,20	107.098.947	6,47%
Cargolers		137.674,40	146.397.058	8,85%
Palangrers		105.658,05	84.363.373	5,10%
TOTAL		2.440.722,86	1.654.988.829	100%

ANY	2000	Quilos	Pessetes	%
Arrossegament major		855.190,93	594.221.829	34,06%
Arrossegament menor		354.752,50	212.321.371	12,17%
Cercle		2.256.333,26	443.387.793	25,42%
Tresmall		164.289,35	133.046.533	7,63%
Almejeros		242.760,55	136.709.686	7,84%
Cargolers		140.898,15	153.543.890	8,80%
Palangrers		58.324,10	71.223.300	4,08%
TOTAL		4.072.548,84	1.744.454.402	100%

ANY 2001	Quilos	Euros	%
Arrossegament major	844.709,34	4.237.112,79	34,71%
Arrossegament menor	317.461,65	1.393.002,34	11,41%
Cercle	2.928.289,85	3.601.041,91	29,50%
Tresmall	158.605,35	972.306,79	7,97%
Almejeros	280.169,05	817.148,43	6,69%
Cargolers	101.422,30	746.516,02	6,12%
Palangrers	57.963,70	438.430,94	3,59%
TOTAL	4.688.621,24	12.205.559,22	100%

ANY 2002	Quilos	Euros	%
Arrossegament major	679.433,78	4.526.514,01	38,03%
Arrossegament menor	276.336,15	1.349.683,64	11,34%
Cercle	2.079.278,45	3.359.204,28	28,22%
Tresmall	133.130,00	900.315,51	7,56%
Almejeros	123.929,35	644.197,40	5,41%
Cargolers	65.450,90	545.367,81	4,58%
Palangrers	72.882,45	576.682,95	4,85%
TOTAL	3.430.441,08	11.901.965,60	100%

ANY 2003	Quilos	Euros	%
Arrossegament major	620.624,70	4.572.619,30	40,37%
Arrossegament menor	204.936,30	1.182.583,54	10,44%
Cercle	2.242.742,80	2.966.513,57	26,19%
Tresmall	131.550,30	935.874,85	8,26%
Almejeros	95.758,00	607.303,47	5,36%
Cargolers	62.369,50	559.330,49	4,94%
Palangrers	70.595,85	501.955,63	4,43%
TOTAL	3.428.577,45	11.326.180,85	100%

ANY 2004	Quilos	Euros	%
Arrossegament major	689.230,15	4.195.053,67	38,32%
Arrossegament menor	194.154,20	1.141.057,91	10,42%
Cercle	1.997.130,70	2.858.815,65	26,12%
Tresmall	118.060,50	961.550,83	8,78%
Almejeros	81.136,90	582.445,36	5,32%
Cargolers	62.004,08	591.739,24	5,41%
Palangrers	79.739,70	616.158,52	5,63%
TOTAL	3.221.456,23	10.946.821,18	100%

ANY	2005	Quilos	Euros	%
	Arrossegament major	827.182,39	4.367.808,10	37,79%
	Arrossegament menor	155.321,25	766.958,29	6,64%
	Cercle	1.968.797,55	3.704.828,59	32,06%
	Tresmall	103.811,95	861.430,53	7,45%
	Almejeros	94.124,40	583.460,97	5,05%
	Cargolers	78.485,90	773.232,34	6,69%
	Palangrers	59.400,95	498.931,38	4,32%
TOTAL		3.287.124,39	11.556.650,20	100%

ANY	2006	Quilos	Euros	%
	Arrossegament major	1.056.887,97	4.842.029,31	39,17%
	Arrossegament menor	200.856,40	968.031,51	7,83%
	Cercle	2.823.741,15	3.436.676,94	27,80%
	Tresmall	127.921,45	1.105.775,59	8,95%
	Almejeros	100.912,25	588.581,34	4,76%
	Cargolers	51.822,39	543.352,75	4,40%
	Palangrers	96.364,20	876.954,20	7,09%
TOTAL		4.458.505,81	12.361.401,64	100%

ANY	2007	Quilos	Euros	%
	Arrossegament major	1.012.250,05	5.604.142,28	44,39%
	Arrossegament menor	164.338,80	905.590,58	7,17%
	Cercle	2.405.416,50	3.278.989,05	25,97%
	Tresmall	134.504,10	1.118.965,96	8,86%
	Almejeros	77.044,45	501.983,46	3,98%
	Cargolers	55.363,00	577.646,64	4,58%
	Palangrers	73.511,70	636.769,34	5,04%
TOTAL		3.922.428,60	12.624.087,31	100%

ANY	2008	Quilos	Euros	%
	Arrossegament major	866.496,61	5.840.768,25	42,84%
	Arrossegament menor	163.874,95	803.932,14	5,90%
	Cercle	2.456.506,60	4.295.281,17	31,50%
	Tresmall	135.303,00	1.096.550,02	8,04%
	Almejeros	84.836,60	519.667,67	3,81%
	Cargolers	48.830,45	447.145,92	3,28%
	Palangrers	73.796,75	632.033,47	4,64%
TOTAL		3.829.644,96	13.635.378,64	100%

ANY	2009	Quilos	Euros	%
	Arrosseament major	943.722,25	4.997.008,90	39,75%
	Arrosseament menor	159.686,25	744.113,44	5,92%
	Cercle	2.751.319,80	4.320.108,60	34,37%
	Tresmall	141.765,20	1.020.036,20	8,11%
	Almejeros	101.041,40	582.071,97	4,63%
	Cargolers	40.076,75	322.646,60	2,57%
	Palangrers	66.352,10	585.040,04	4,65%
TOTAL		4.203.963,75	12.571.025,75	100%